



CT5

EXPLORE NEW SPACES.

The Reverse Dry System allows the CT5 to clean and easily dry areas other machines just can't reach.





RDS REVERSE DRY SYSTEM

PATENT PENDING

NOTEWORTHY PERFORMANCES!

The cleaning power of the disc brush and perfect drying in every direction make the CT5 ideal for cleaning small and medium areas.

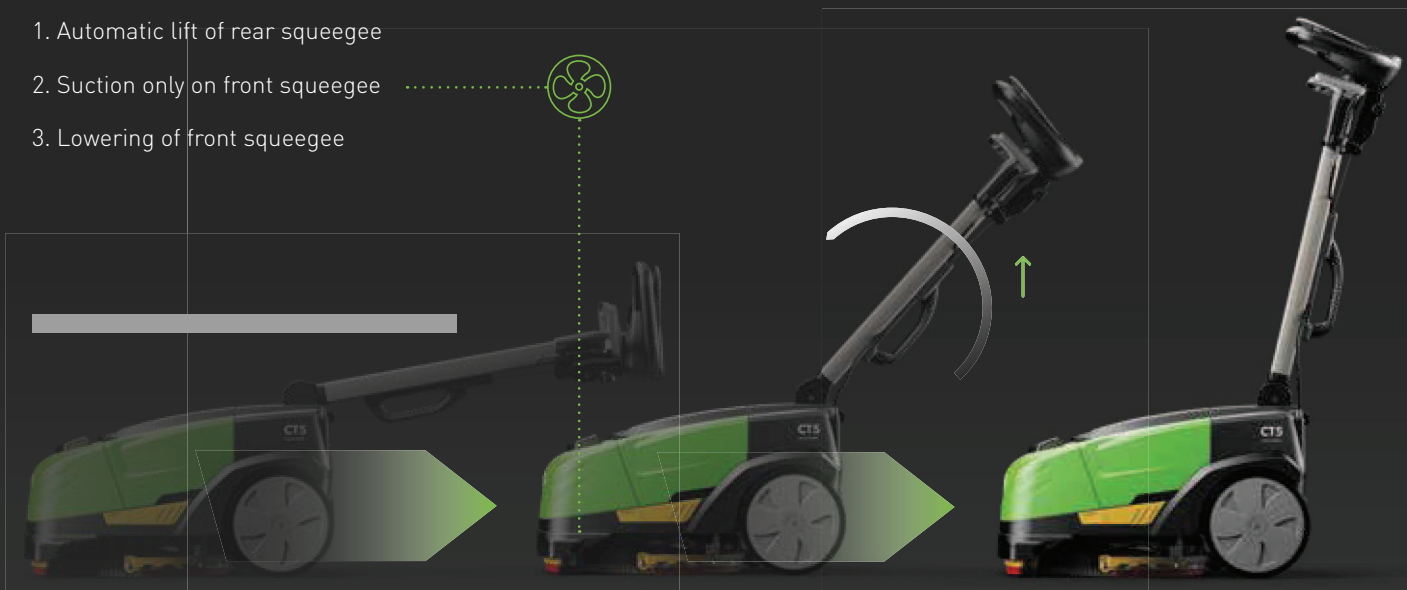
FORWARD DRYING

1. Rear squeegee down
2. Suction only on rear squeegee
3. Front Squeegee lifted (without suction)



REAR DRYING

1. Automatic lift of rear squeegee
2. Suction only on front squeegee
3. Lowering of front squeegee



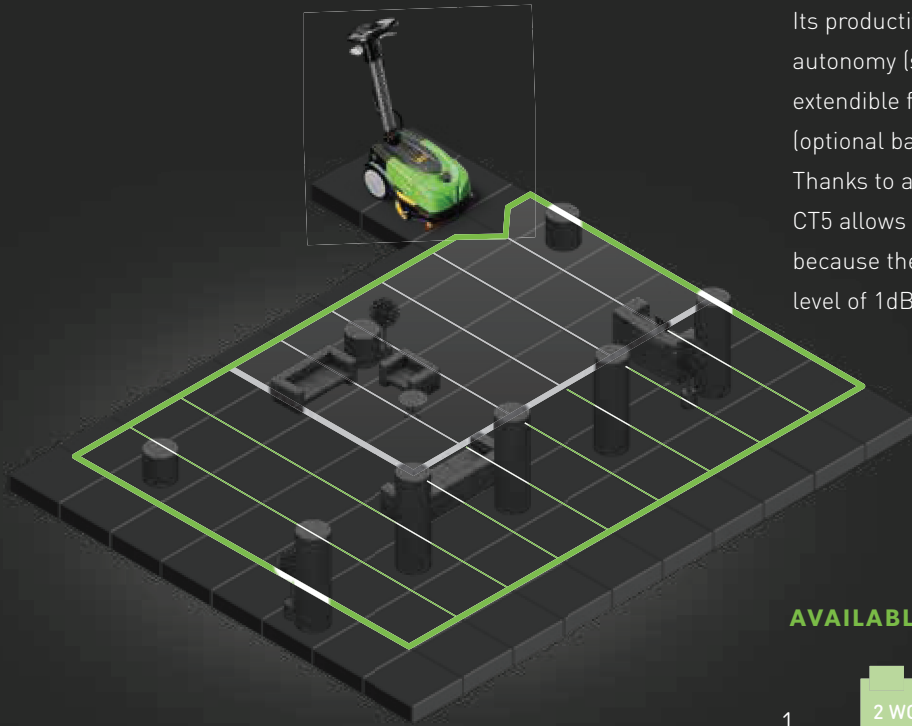
DRYING BENEFITS

- Able to dry places others can't reach
- Easy and innovative drying system in every direction
- Adjustable handlebar and extremely ergonomic console

PRODUCTIVE AND SILENT.

CT5 is the mini-scrubber with great performance. Its productivity is guaranteed by a 50 minutes autonomy (standard battery) with two washing cycles; extendible for up to 75 minutes of running time (optional battery).

Thanks to an innovative system of soundproofing, the CT5 allows the operator to work in sensitive areas because the ECOSELECT function reduces the noise level of 1dB.



PRODUCTIVITY BENEFITS

- Two working shifts with a single battery recharge
- Fast replacement of the battery and recharge on board
- Lithium-ion battery

AVAILABLE STANDARD BATTERIES

1.

2 WORKING
SHIFTS

STANDARD
50 MINUTES RUNNING TIME


2.

3 WORKING
SHIFTS

OPTIONAL
75 MINUTES RUNNING TIME

SILENT FEATURES

- The most silent in its class
- Ideal for working in sensitive areas
- ECOSELECT: lower consumption, more silence



Performs great even in small spaces.

CHARACTERISTICS

CT5 is the mini-scrubber that offers great performance. Light and easy to handle, it is designed to meet the needs of daily cleaning especially in hard to reach spaces. Perfect for HO.RE.CA., cleaning contractor and for all areas where it is necessary to clean up to 1,000 m².

SPECIFICATIONS

THEORETICAL PRODUCTIVITY	m ² /h	900
CLEANING WIDTH	mm	280
TANKS VOLUME	l	5/5
BATTERY OPERATING TIME	min	50/75
WEIGHT	kg	19,8 WITH BATTERY AND BRUSH 17 WITHOUT BATTERY AND BRUSH
DIMENSIONS	mm	758x376x392 PARKED

EASY TO

#01

USE

Ergonomic and innovative control panel and adjustable handlebar to easily get into the most difficult areas.



#02

SUPPLY

The filling operation of the solution tank can be carried out in two ways: directly or by removing the recovery tank from the machine. Thanks to its large opening, the emptying operation and the cleaning of the tank is easy.



#03

STORE

Thanks to its manoeuvrable and compact design, its weight of just 20 Kilos and to its small dimensions, the machine can be stored, transported and parked in just a few seconds and in any space.



#04

RECHARGE

The Lithium-ion battery can be recharged in one hour, either on board or externally, optimising working time.

